



DELUXE TRAFFIC CONVEX MIRRORS

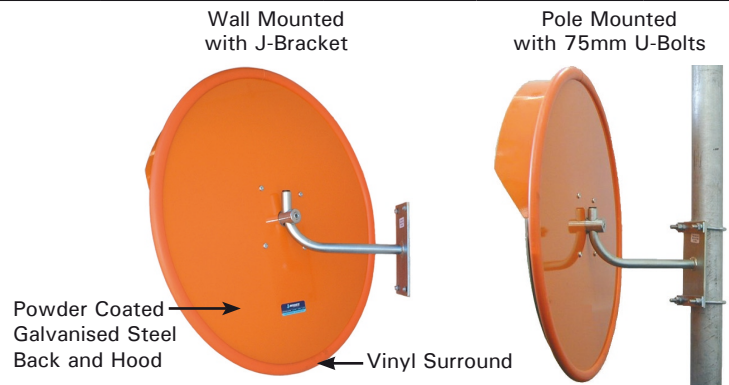
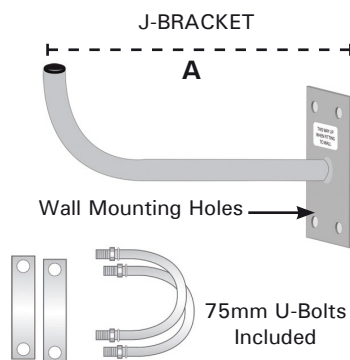
Mirror Code	Size	*View Distance	Mirror Face	Depth of Curve	Back	Length of Bracket (A)	Pole Fittings	Mounting Holes
ACRYLIC DELUXE RANGE								
18066J	600mm	Up to 38m	3mm Acrylic	41mm	Powder Coated Steel	270mm	75mm U-Bolts	4 x 11mm
18087C	800mm	Up to 50m	3mm Acrylic	66mm	Powder Coated Steel	250mm	75mm Clamp	None
18445C	1000mm	Up to 60m	3mm Acrylic	82mm	Powder Coated Steel	250mm	75mm Clamp	None
STAINLESS STEEL DELUXE RANGE								
16029J	300mm	Up to 23m	.6mm Stainless Steel	20mm	Powder Coated Steel	270mm	75mm U-Bolts	4 x 11mm
16047J	450mm	Up to 32m	.7mm Stainless Steel	25mm	Powder Coated Steel	270mm	75mm U-Bolts	4 x 11mm
16066J	600mm	Up to 42m	.7mm Stainless Steel	20mm	Powder Coated Steel	270mm	75mm U-Bolts	4 x 11mm
16087C	800mm	Up to 60m	.7mm Stainless Steel	30mm	Powder Coated Steel	250mm	75mm Clamp	None
16445C	1000mm	Up to 65m	.8mm Stainless Steel	25mm	Powder Coated Steel	250mm	75mm Clamp	None
19310C	1000mm	Up to 65m	.8mm Stainless Steel	25mm	Powder Coated Steel	250mm	75mm Clamp	None
RECTANGULAR STAINLESS STEEL DELUXE RANGE								
16336C	225x320mm	Up to 10m	.7mm Stainless Steel	25mm	Stainless Steel	160mm	32mm Clamp	3 x 5mm
16346C	450x600mm	Up to 42m	.9mm Stainless Steel	25mm	Powder Coated Steel	250mm	75mm Clamp	None
16368C	600x800mm	Up to 60m	.9mm Stainless Steel	33mm	Powder Coated Steel	250mm	75mm Clamp	None

* View Distance is the combined distance from the observer to the mirror PLUS the distance from the mirror to the area being observed.

ROUND DELUXE MIRRORS: 300mm - 600mm SIZES

SUITABLE USES:

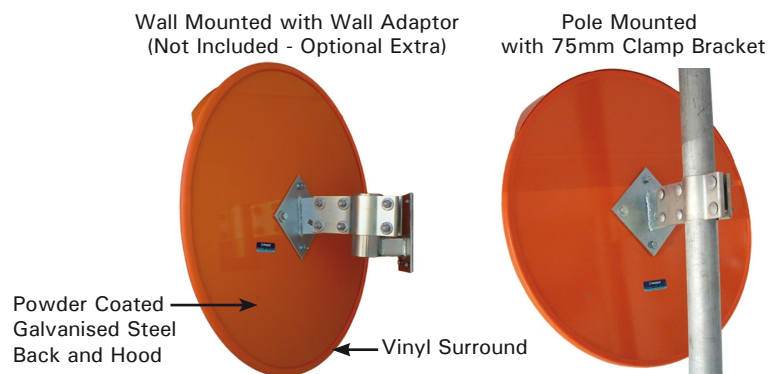
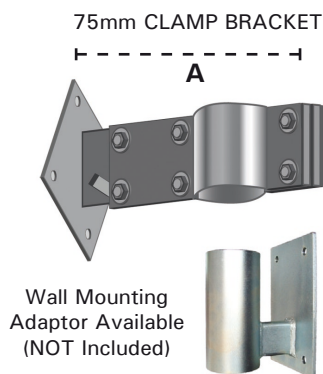
Normal Weather Conditions
Moderate Traffic Speed
Driveways and Carparks
Outdoor Security around Buildings
Security Checkpoints



ROUND DELUXE MIRRORS: 800mm - 1000mm SIZES

SUITABLE USES:


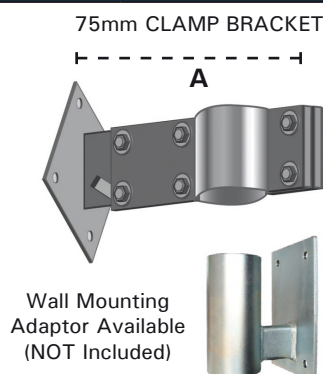
Extreme Weather Conditions
High Speed Traffic
Railway and Subway Platforms
Coastal Environments
Vandal Prone Areas



RECTANGULAR DELUXE MIRRORS

SUITABLE USES:

Extreme Weather Conditions
Road and Traffic Safety
Coastal Environments
Vandal Prone Areas
Driveways and Carparks



Wall Mounting Screws Not Included